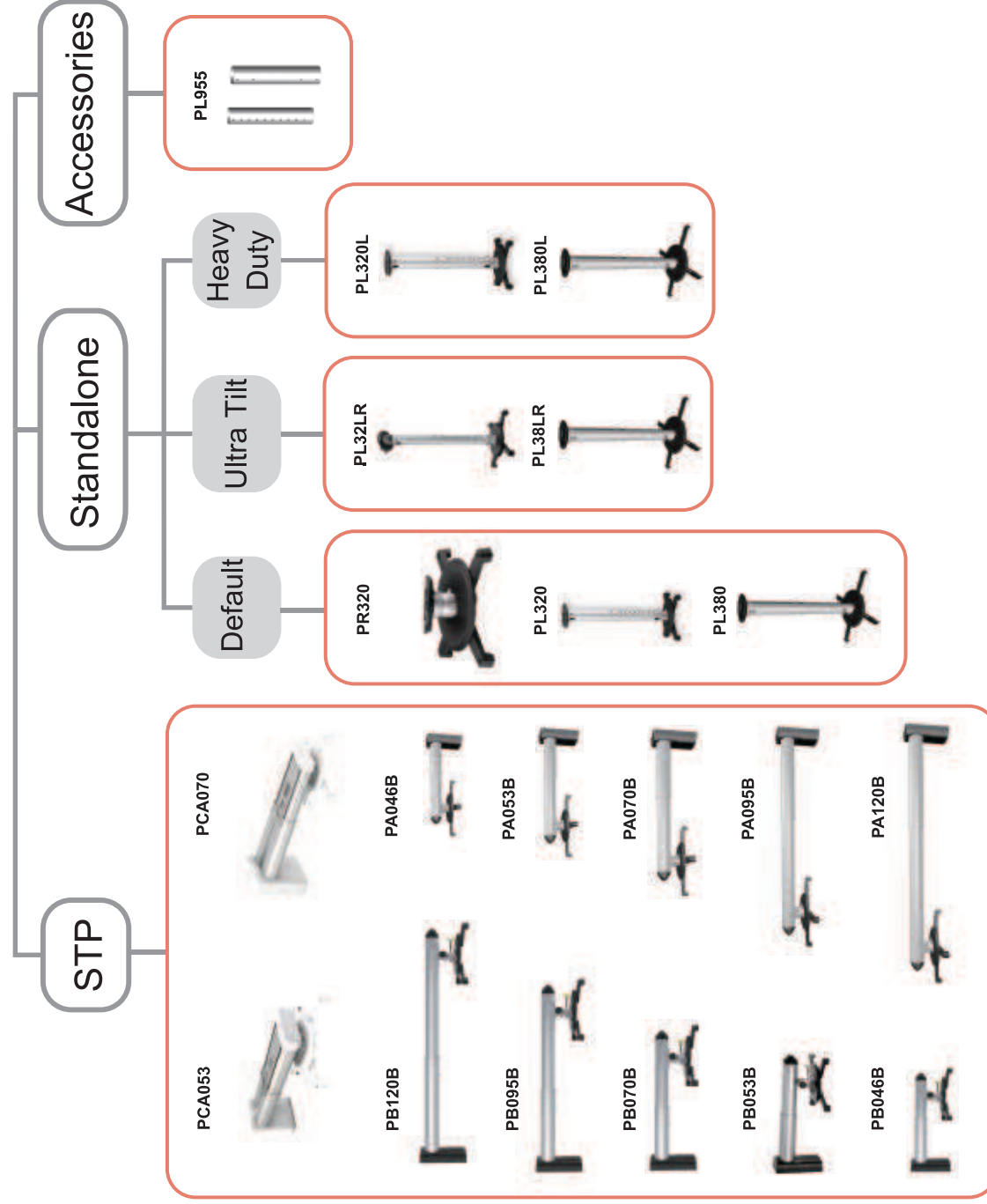



Projector Mount


Topkys




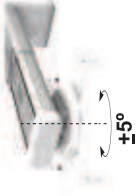

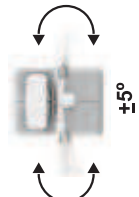



PCA053




PCA070



Projector Mount

Diameter	Swivel	Projector Tilt	Projector Tilt	Cable Management	Hinge Module	Height Adjustment
						


PA046B




PA053B




PA070B



PA095B




PA120B



Diameter	Wall Mount Tilt	Swivel	Ball Joint Angle Adjust	Cable Management




PB046B




PB053B



PB070B

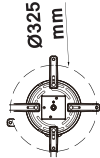

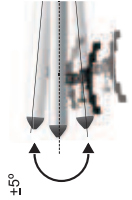





PB095B



PB120B



Diameter	Swivel	Wall Mount Tilt	Hinge Module	Cable Management	Horizontal Lateral Move
					


PR320



15 kg
(33.1lbs)



PL320L



25 kg
(63.5lbs)



PL380L



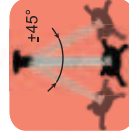
25 kg
(63.5lbs)



PL32LR



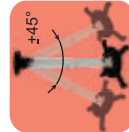
25 kg
(63.5lbs)



PL38LR



25 kg
(63.5lbs)



PL955




Demo:
PL320+PL955

Projector Mount

Swivel



Ball Joint
Angle Adjust



Cable Management

